

IPO

IPO

1

IPO

2

	Jiangxi Naipu Mining Machinery and New Materials Co.,Ltd

3

2019 3 27

29

5

2011

5,250

1,750

	1			2005	10	14	2011
3	8	-					

1

2

3

1

2

[2018]22

2016 -2019

6

1

2016	2017	2018	2019	1-6
139.71%	183.80%	170.56%	126.79%	

2

3

1

2

Weir Group

KSB Metso Corporation

3

70%

	2016	2017	2018	2019	1-6
	3,277 /	5,583 /	6,381 /	6,737 /	

4

2

6

82.36

2019 4 25

000068-2019/CIN-INTECOPI

1

2

PI 4877

PI 5113

3

4

22.5

5

15

70,875

22,148

14

650NU-NZJA-MR

15

7

2016

2017

2018

2019

6

12,362.20

11,444.86

10,053.76

8,138.92

25.98%

21.78%

17.77%

13.54%

2

/

/1

3

1

1

750mm 650mm 550mm 450mm 450mm

BS-K KYF XJC

50 m³ 320m³

2

320

8,000

2

1

•

•

2009

2

•

1.5-2

Erdenet

1.5-3

•

1/6

3

3

5

1/4

3

LLC Oyu Tolgoi LLC
Corporation

KAZ Minerals
Compania Minera Antamina S.A. Erdenet Mining

Erdenet Mining Corporation

2006

26

4

2014

2015

5

20

2019 6 30

48

2014

2015

2018

750mm 650mm 550mm 450mm

2014

1

2

o

上海证券监督管理委员会

2019年10月10日

2019年10月10日

特此说明。

特此说明。



2014

2015

2016	2017	2018	2019	1-6
21,523.95	27,615.30	32,562.81	17,193.15	

	2019	1-6	2018	2017	2016
	12,151.51	70.68%			

2016	2017	2018	2019	1-6
3,593.06	5,034.67	3,140.75	1,462.45	
	16.69%	18.23%	9.65%	8.51%

3

2016	2017	2018	2019	1-6
1,505.47	3,526.65	4,732.92	2,008.29	
	6.99%	12.77%	14.53%	11.68%

		2016	2017	2018
2019	1-6	5,519.55	5,117.70	7,831.64
4,076.76		2016	2017	2018
2019	1-6	4,939.91	4,230.91	6,464.91
3,419.30				

	2019 1-6	2018	2017	2016
	17,224.76	32,602.74	27,632.00	21,550.24
	4,076.76	7,831.64	5,117.70	5,519.55

	4,108.29	7,750.89	5,074.78	5,842.08
	3,419.30	6,464.91	4,230.91	4,939.91
	3,473.13			



2010

2017

2025

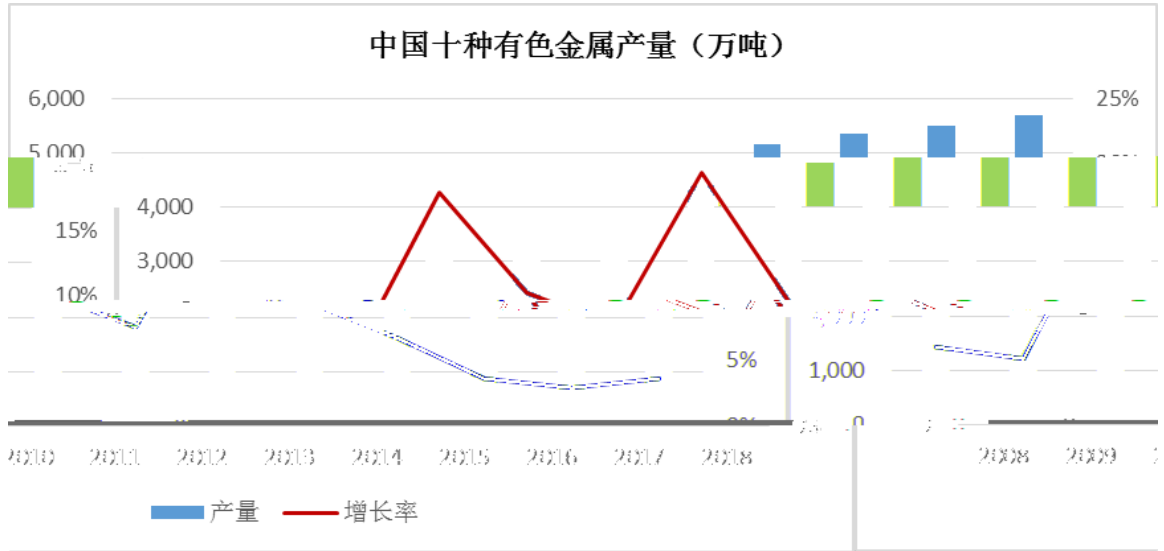
2008

2018

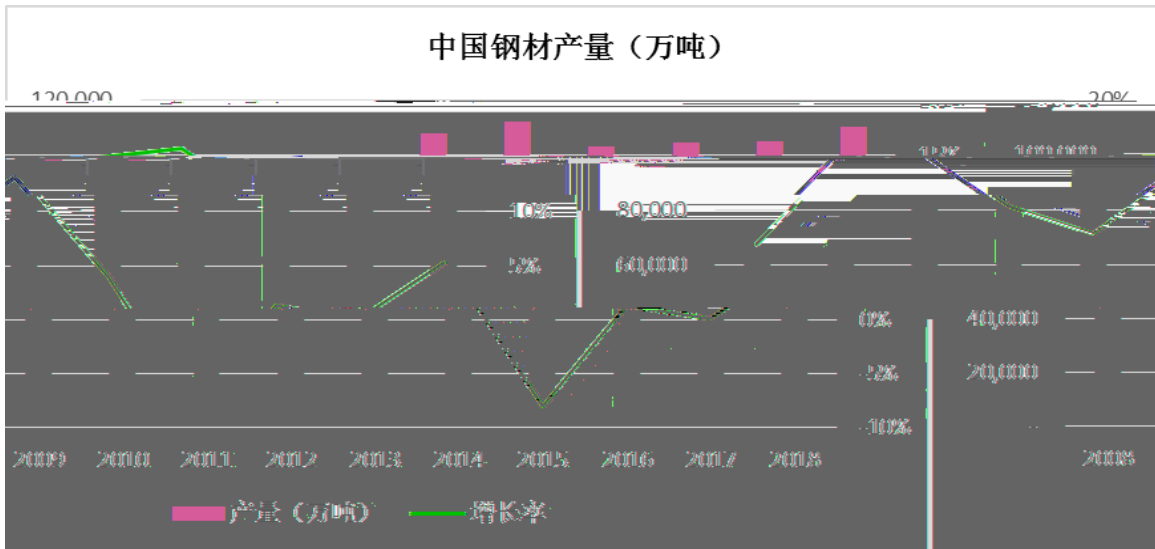
2,520.28

5,702.70

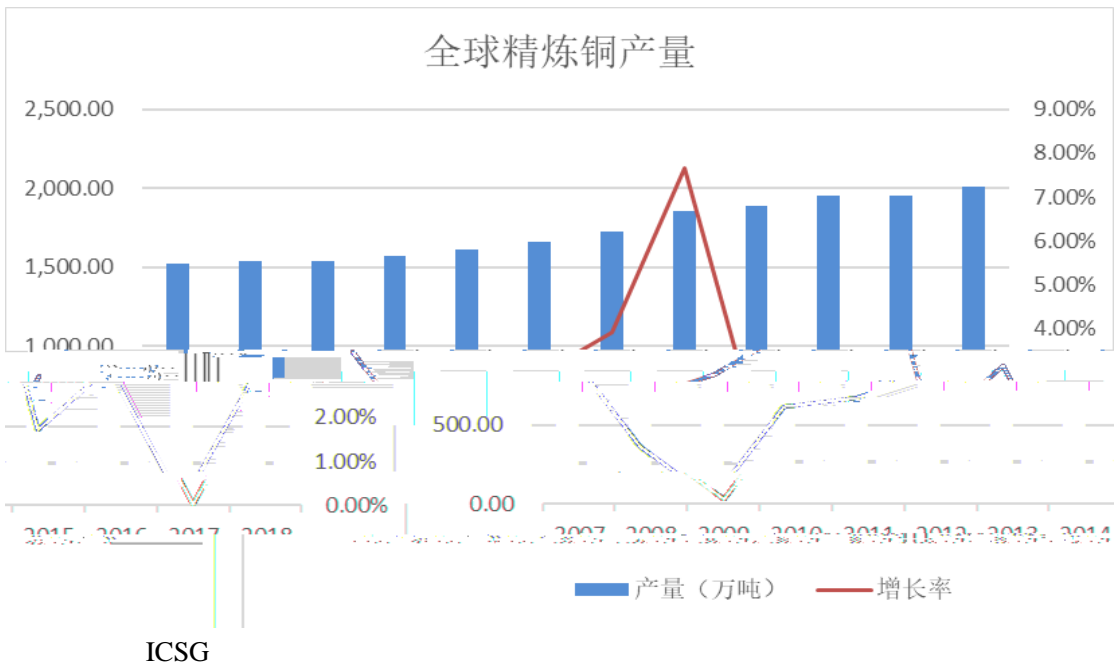
8.51% 2013



2015
 2008 60,460.29 2018 110,551.70
 6.22%



2007 2018
 2.56%



ICSG

2

650mm	Glencore	Teck	BHP
Antamina	Las Bambas		

3

NZJF NJZV NZJH

BS-K KYF XJC

50 m3 320m3

750NZJA

8,000

2009

--	--	--	--	--	--	--	--

27

3,277 / 5,583 / 6,381 / 6,737 /

2016	2017	2018	2019	1-6	
		73.97%	54.95%	65.01%	54.26%

Weir Group KSB Metso

Corporation

5

15

22, 148

70, 875

14

(本页无正文, 为《德邦证券股份有限公司关于江西耐普矿机新材料股份有限公司

发行成长性专项意见》之签署页)


保荐代表人(签名):

刘平

王 晓

保荐机构法定代表人(签名):

武晓春



德邦证券

2013年 3 月 2 日