

"

"



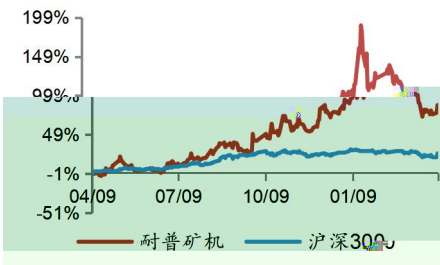
' \* ) &  
 ) - " - ) # % , " ) \*  
 % \* -  
 % \$ -  
 \* ( " , +  
 \* &  
 ( \$

" 58 m

P ' @ @ Ö P  
oæoæoæ

● F

' \$\$



●  
&\$&( 5      &\$&) 9      &\$&\*9      &\$&+9

---

---

---

%

% "%

% "&

% " "

.....

ž

"

"

\*\*\*\*\* \*

\*\*\*\*\* \*

\*\*\*\*\* ,

,

%

\*\*\*\*\*

)&

)'

.....&,  
&\$&\* ( , .....&-


%

%%

ž

%

上市前 | 上市后



9D7

%

&

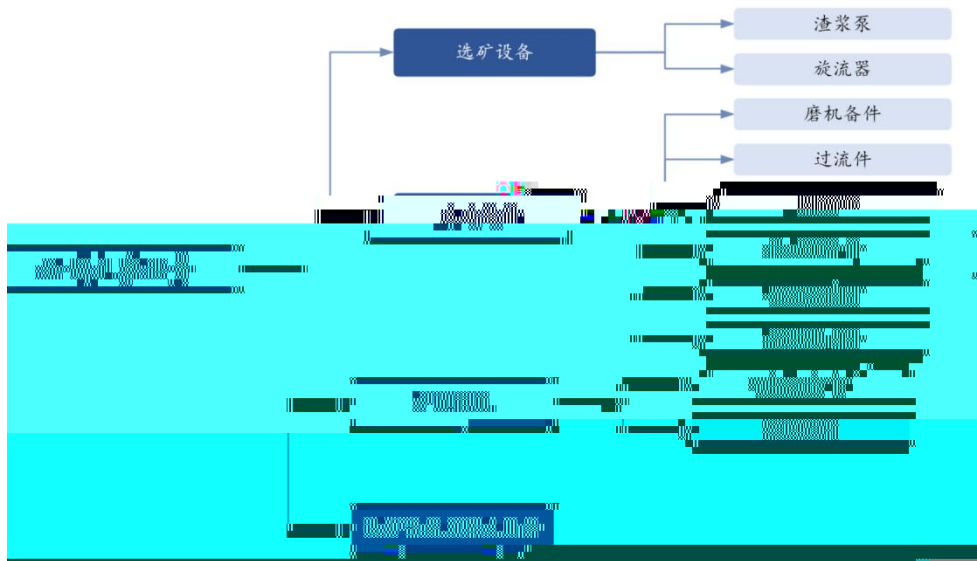
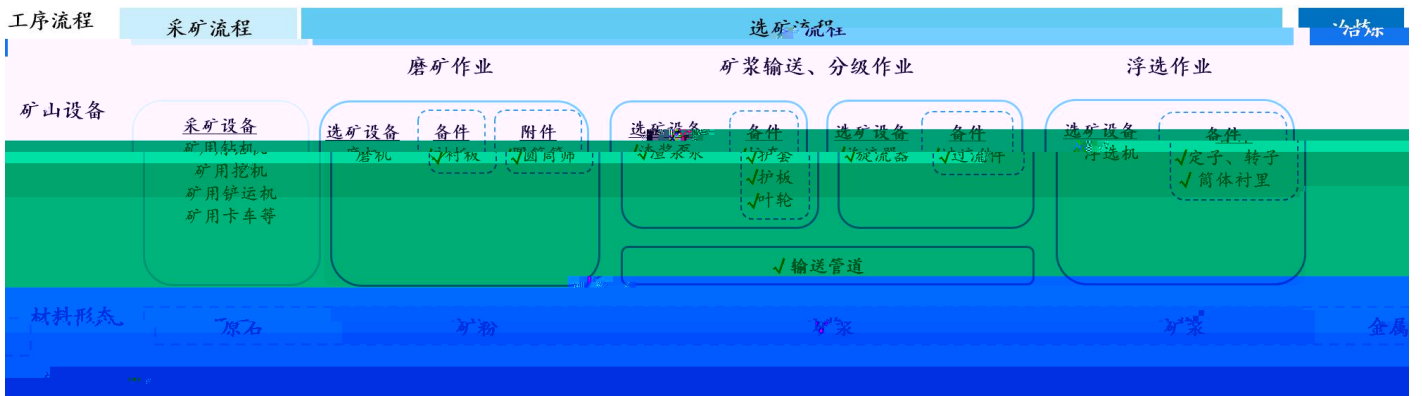
9D7

“ ” “ ” “ ”

’

(

&





~~ABC~~ ABC C


三安

'\$\$,%


õ

- &\$%-!&\$&)


9D7



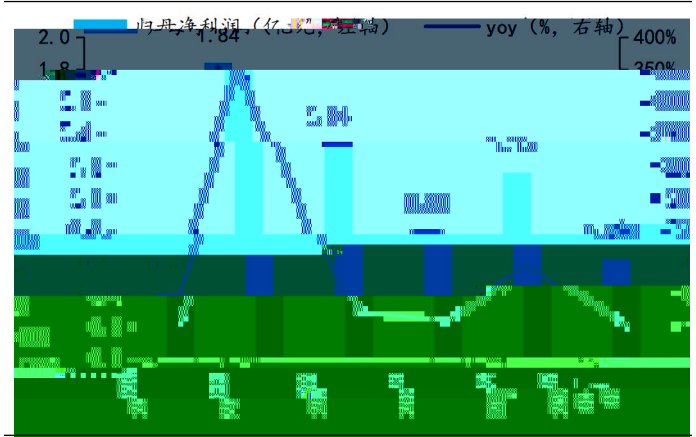
\$\$\$ &\$%-!&\$&)



%% &\$&\$!&\$&)



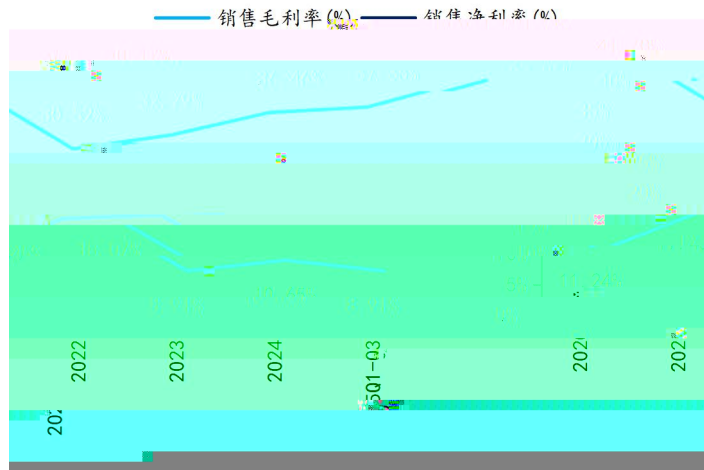
%& &\$&\$!&\$&)



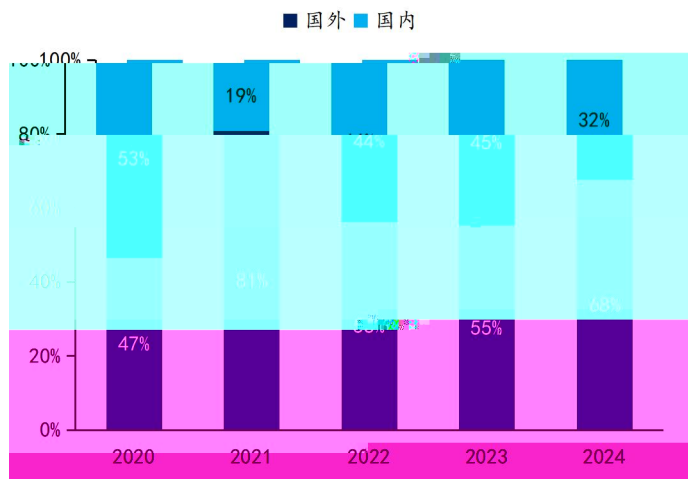
% !!(& !



%' &\$\$!&\$\$)



%( &\$\$!&\$\$)




&

&"%

%)

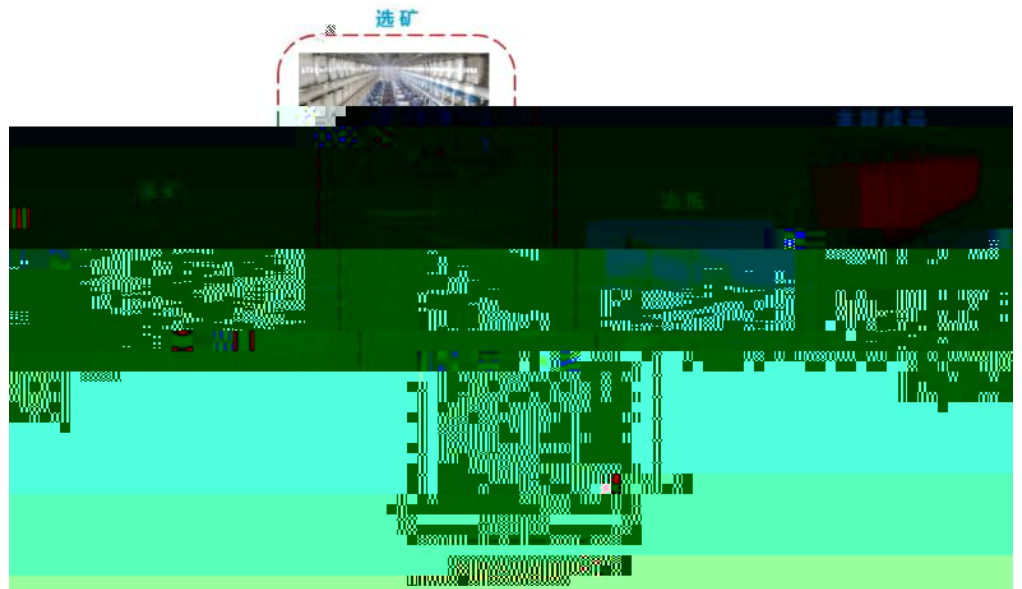
---

%,



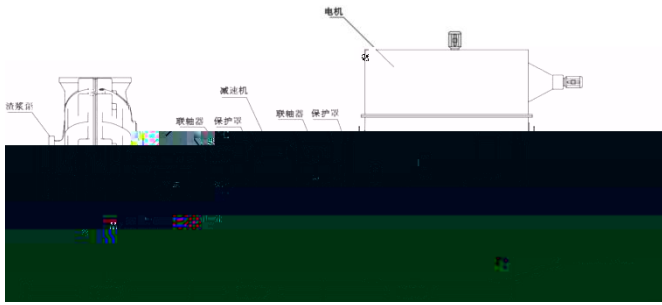
120	100	170		50	17000
50			10		

%-

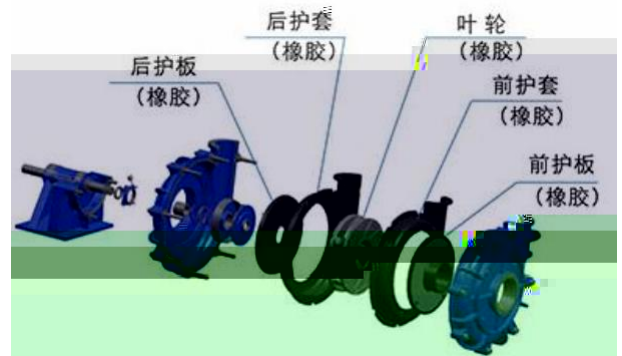




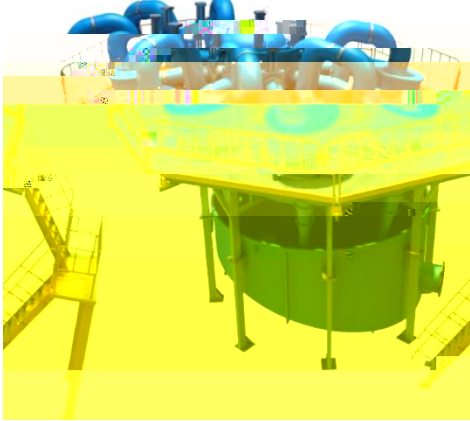
&(




&)



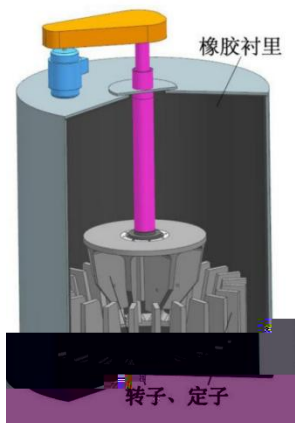
&\*




&+



&,



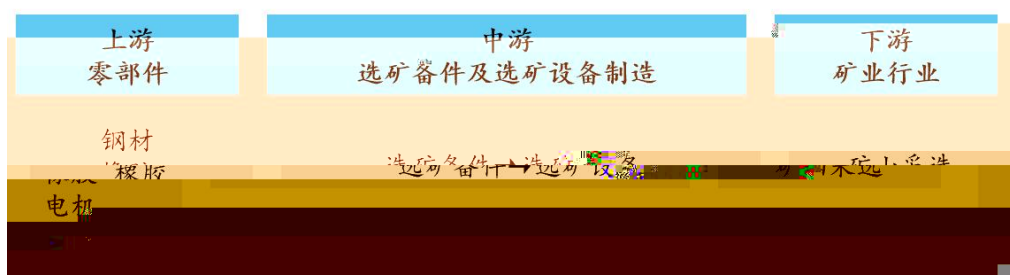
&-



&"&

ž


'\$




% \_\_\_\_\_

& \_\_\_\_\_

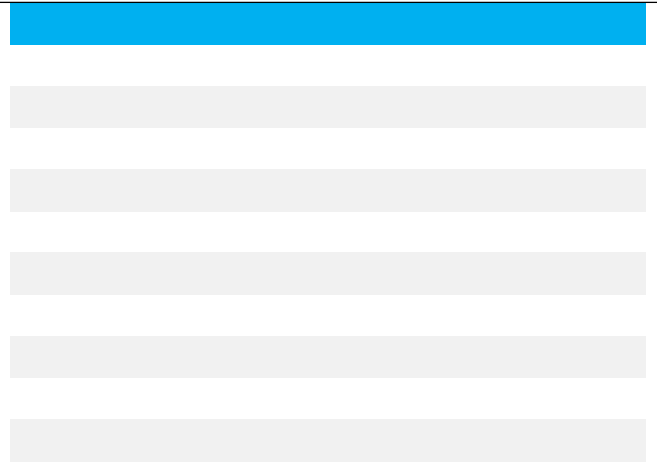
%




''



'(




' ) &\$\$(!&\$)\$9



IEA

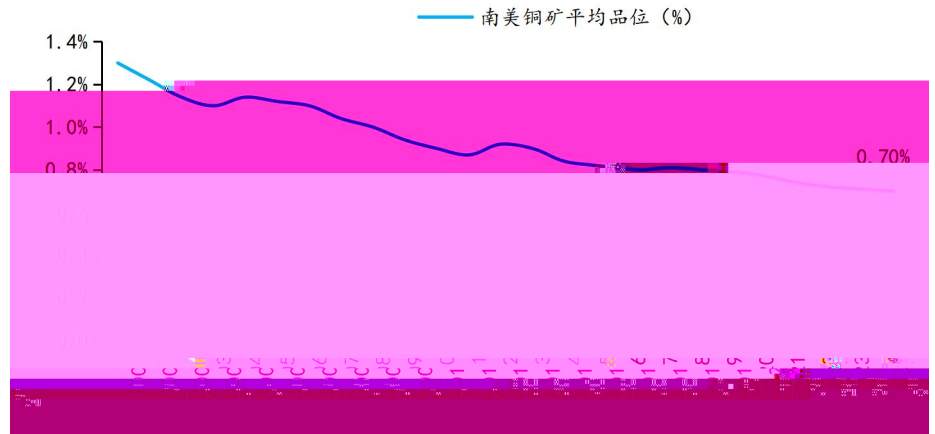
' \* &\$\$(!&\$)\$9



IEA



' - &\$\$!&\$\$&(\$

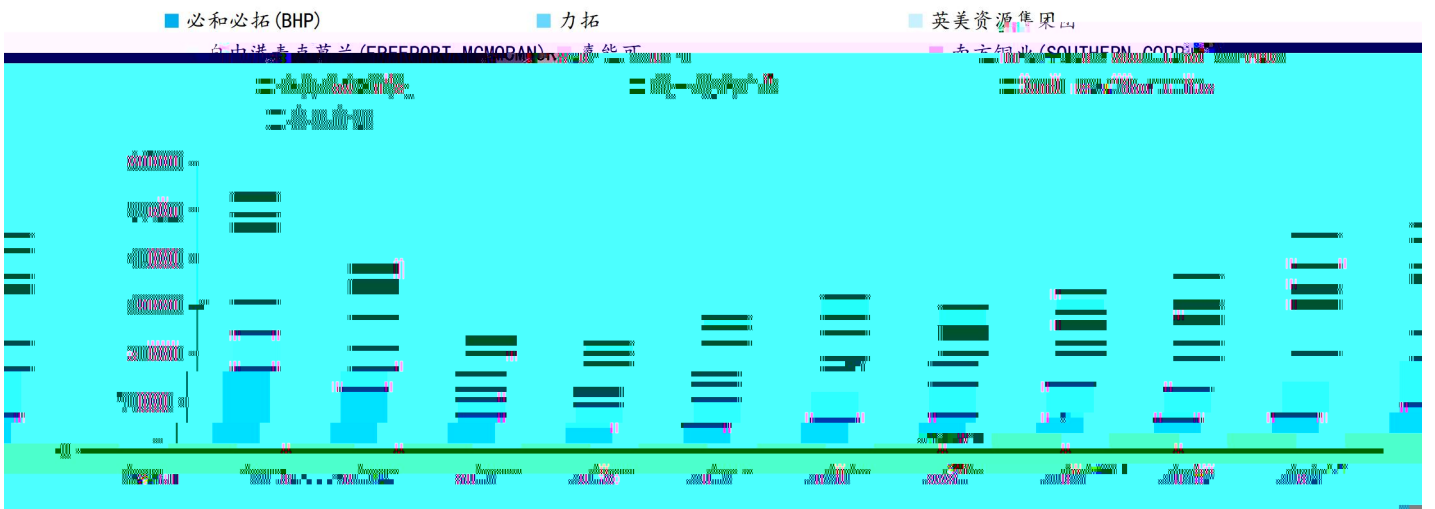


\* È%,

&\$\$+

(\$

&\$\$!(&\$\$&(\$





(% &\$%!&\$&) @A9

(& &\$!(!&\$&( O a a a .

' " Ž " " % 8 %\$ I Ž

('




((

	(h)	(t)	(dB)	(kg/t)	(kWh)	(kWh/t)	( t / d)	( /t)	( /t)
	5760	76	100.5	0.66	17792	5.08	3500	4.68	3.81
	7200	40	88.2	0.64	17167	4.9			

( )

(\*



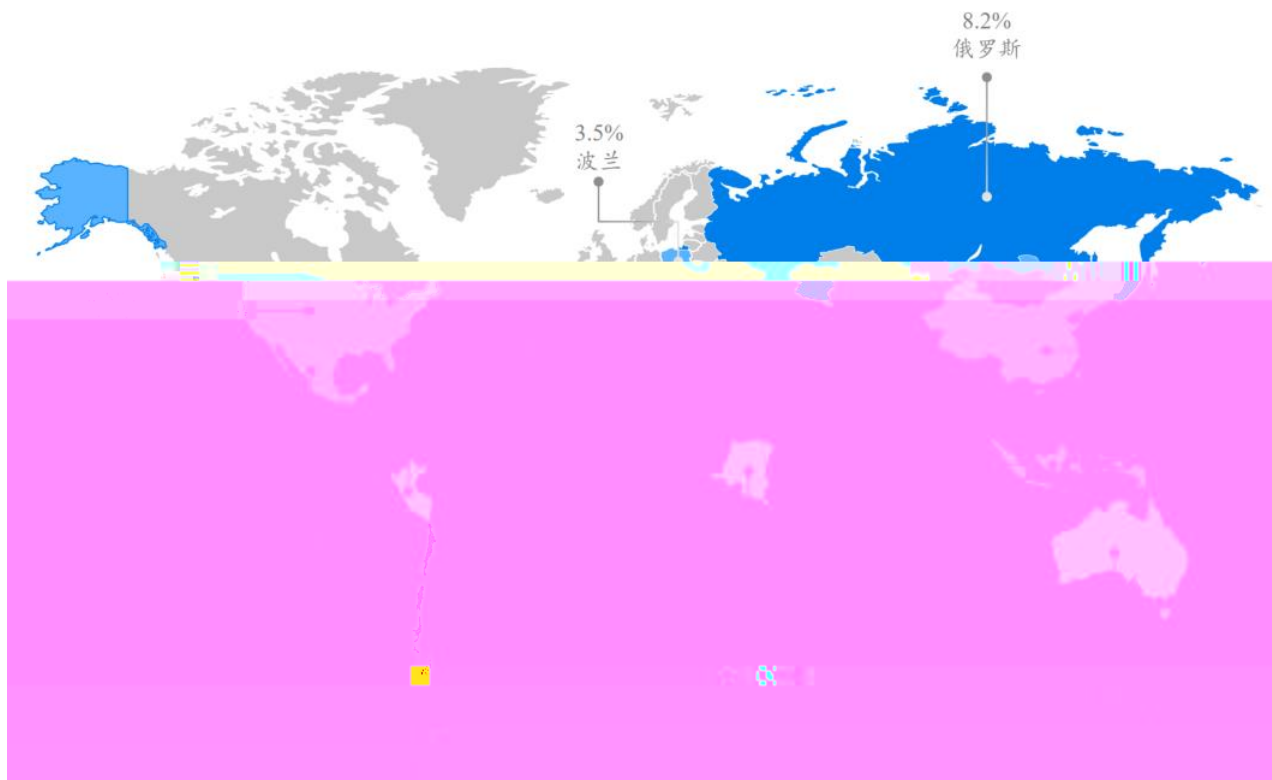
衬板

复合提升条

扇形复合衬板组件

筒体复合衬板

(,



0,000,000 1,000,000 2,000,000 3,000,000 4,000,000 5,000,000 6,000,000 7,000,000 8,000,000 9,000,000 10,000,000

'"&

&\$&) )

---

" " % 5`UWfU6

2023				YEAR -2 2024				YEAR -1 2025				YEAR 1 2026				YEAR 2 2027			
Q1	Q2	Q3	Q4	Q1	Q2	Q3	Q4	Q1	Q2	Q3	Q4	Q1	Q2	Q3	Q4	Q1	Q2	Q3	Q4
				★ Award EP 15IAN24															
				★ Start Detailed Engineering 16IAN24															



---

2026	1	Al acran	2026	2		
			2023	12		Al acran
		Cordoba				
		2026		2		
		Al acran				

---

(  
"

	0.01	0.02	0.04	0.05	0.06	0.08
yoy(%)		91.7%	108.8%	20%	20%	20%
		0.01	0.02	0.02	0.03	0.03
%		63.98%	50.07%	57.03%	54.00%	55.51%

"&

)' &\$&\* ( ,

(	&\$&* ( ,								PE			
	2024	2025E	2026E	2024	2025E	2026E	2027E	2024	2025E	2026E	2027E	
42	7.8	0.0	0.0	0.6	-	-		46	-	-	-	
23	5.9	0.0	0.0	-0.6	-	-		-	-	-	-	
108	5.2	0.0	0.0	1.2	-	-		79	-	-	-	
35	6.5	7.1	7.9	0.8	0.9	1.1	1.4	25	39	33	25	
279	80.3	82.9	92.3	3.7	3.8	4.6	5.6	51	80	61	50	
								<b>50</b>	<b>59</b>	<b>47</b>	<b>38</b>	
58	11.2	9.5	12.1	1.2	1.0	1.5	2.3	37	57	38	25	



\$\$\$ (5 \$\$\$) 9 \$\$\$\*9 \$\$\$+9

\$\$\$ (5 \$\$\$) 9

